

Hyperion Focus 17

Why numbers are not enough in Essbase

Andrew Wakelam
cubus

cubus at a Glance



25 years of Essbase
experience

Providing
software &
services for
Essbase



Headquarter in
Germany – partners
around the world



Awarded Hyperion
partner 2000 & 2007



Specialized Partner:
Oracle Essbase
Oracle BI


cubus Customers



BI Survey 2017 -

The world largest BI survey

3,066 participants
2,564 detailed answers
42 products



BI Survey 2017 -The world largest BI survey

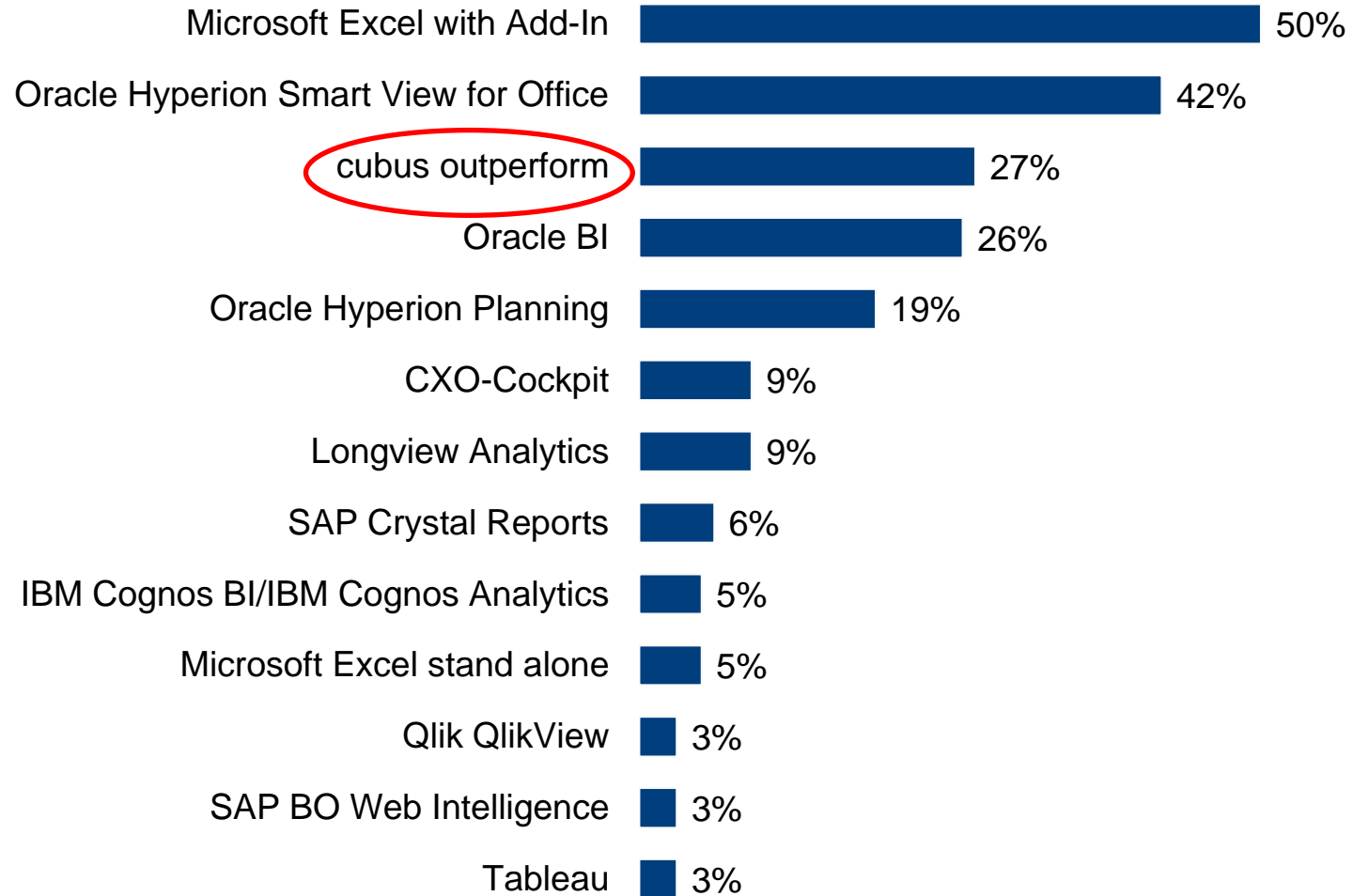
OLAP analysis focused products



Note: No 'Competitiveness' data for MIK (prevero). Placeholder value used.

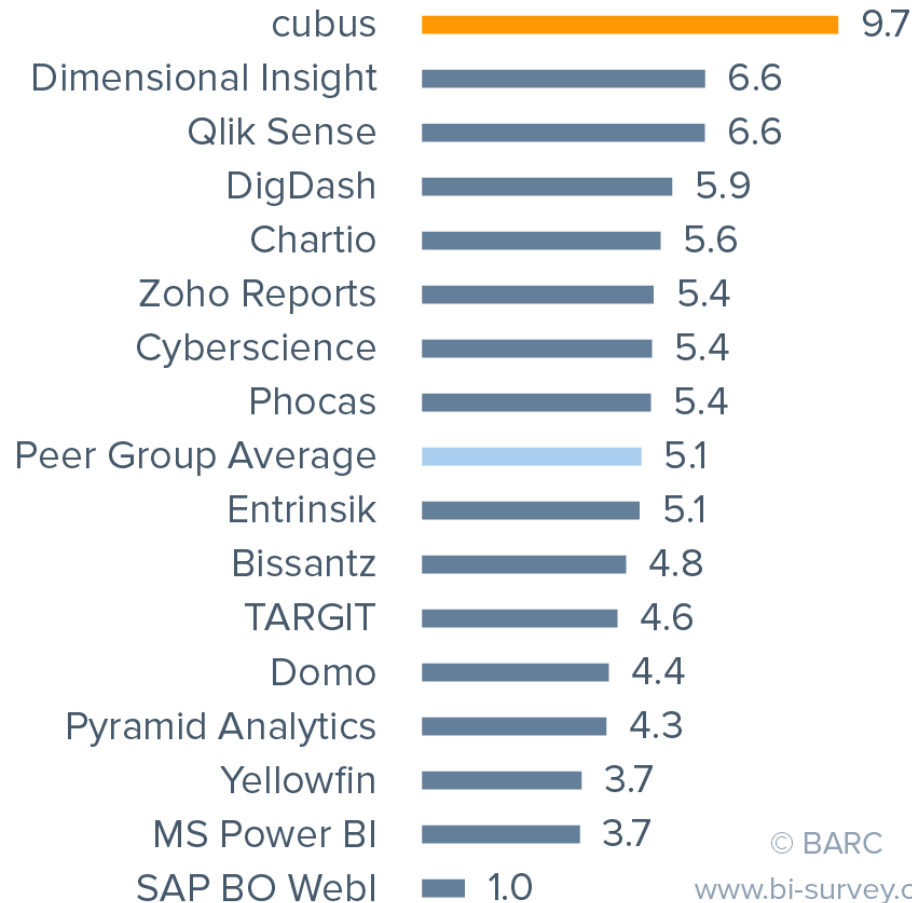
©BARC The BI Survey 17
www.bi-survey.com

BI Survey 2017 - Frontends for Essbase



Results BI Survey 17 – Flexibility for users

Self-service reporting-focused products

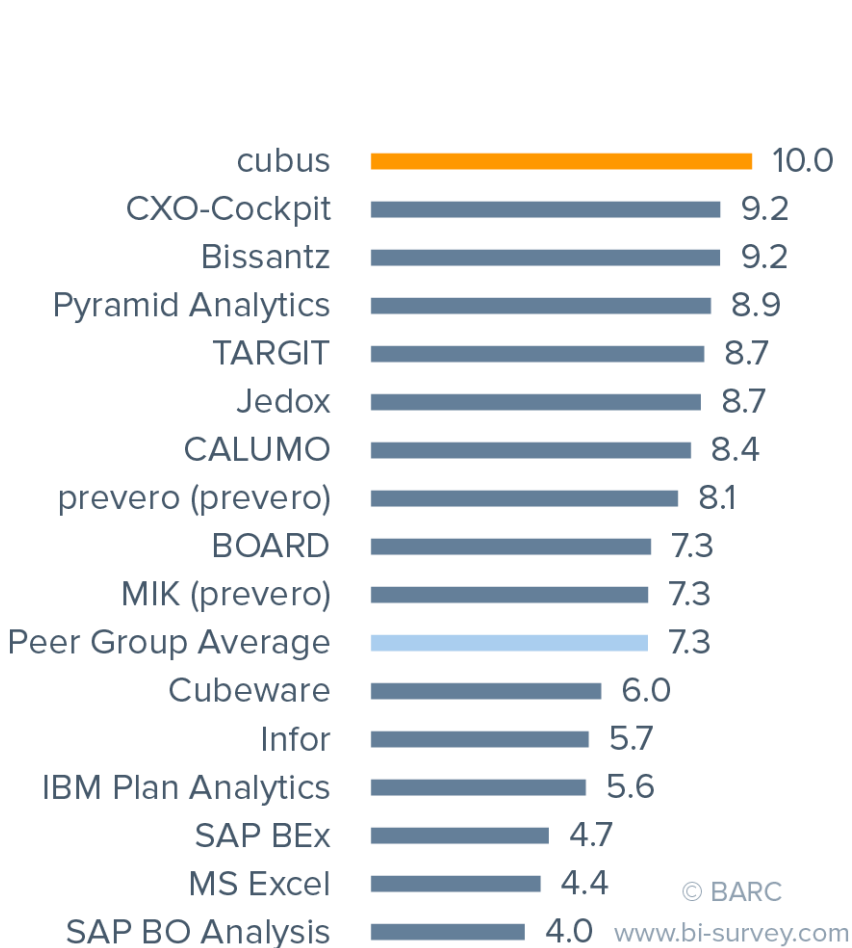


© BARC

www.bi-survey.com

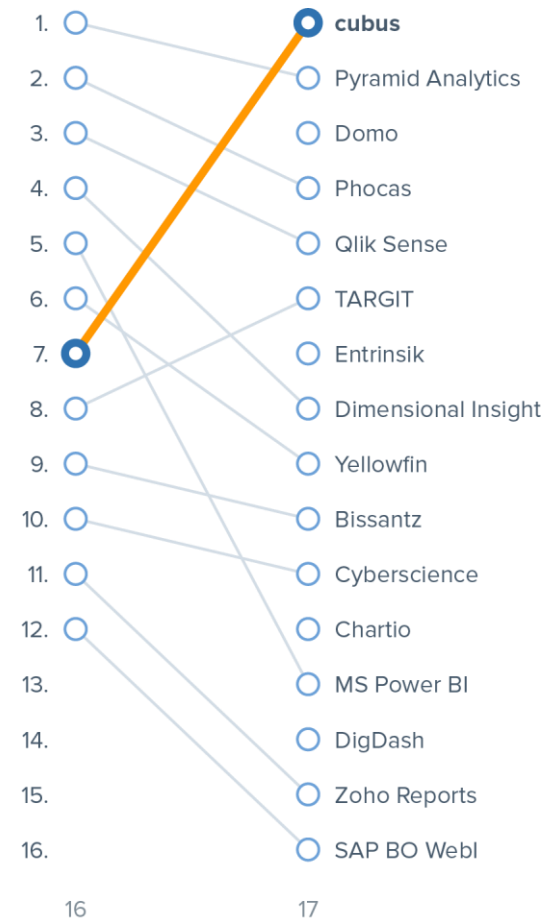
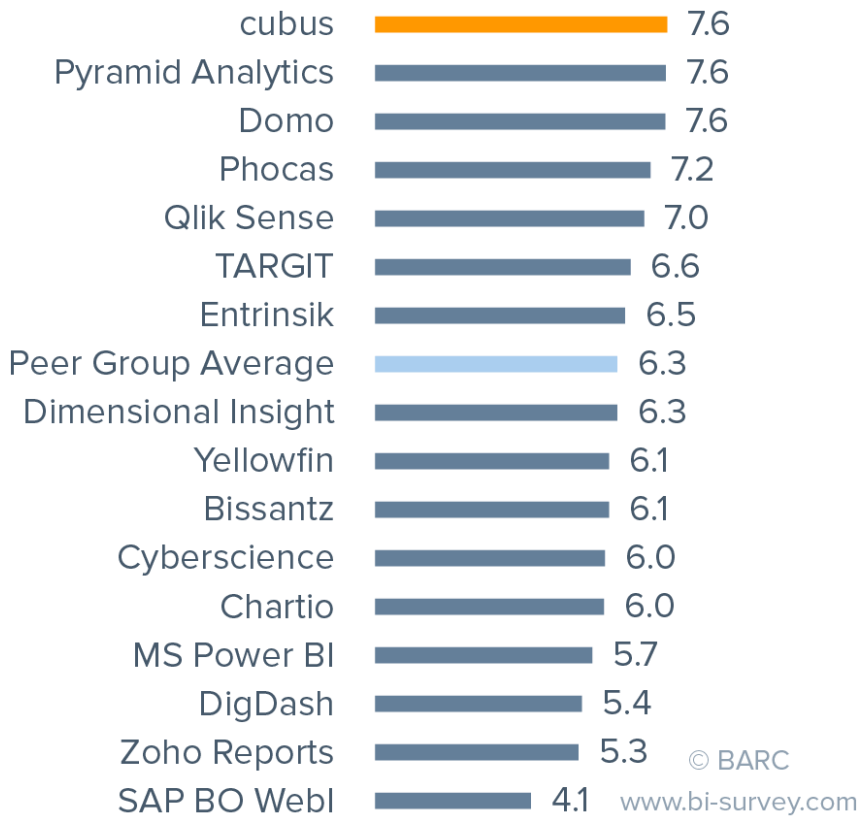
Results BI Survey 17- Vendor Support

Consistently top-ranked in vendor support



Results BI Survey 17 – customer experience

Customer experience – Top-ranked



What is cubus EV?

cubus outperform EV Analytics
is a software product
for decision makers and their analysts
to generate meaningful information
out of multidimensional OLAP databases.
(Oracle Essbase, Microsoft Analysis Services and IBM TM1)

cubus outperform EV Analytics

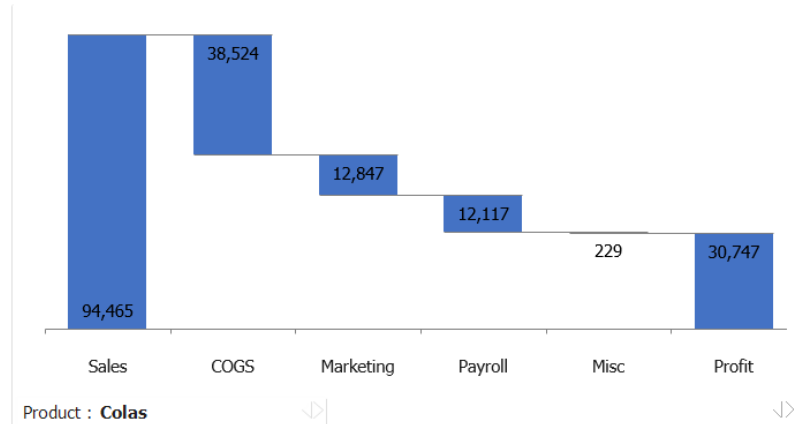
Why are numbers not enough in Essbase?

Market : **Market** Years : **2017** Measures : **Sales**

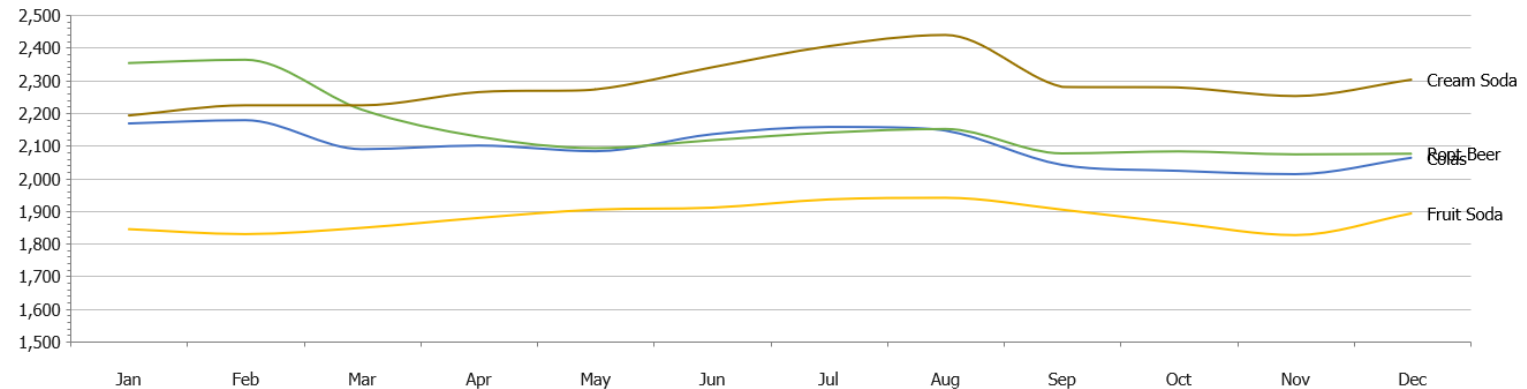
Profitability Analysis

	Actual	Budget	Variance	Variance %
Colas	7,515 €	8,468	■	-11.3 % ●
Root Beer	6,832 €	7,541	■	-9.4 % ●
Cream Soda	7,326 €	6,267	■	16.9 %
Fruit Soda	6,539 €	5,431	■	20.4 %
Product	28,212 €	27,707	■	1.8 %

Profit-Components 2017



Expense History 2017



cubus outperform EV Analytics



cubus outperform EV Analytics

Comments


Values and Text Together



Data Transparency




Comment Transparency



Bringing Users Together



Plan & Analyse



Why are numbers not enough?

- A value is an indicator
- A value can be considered a fact
- A comment is an explanation/reasoning of that fact

- This reduces the room for error and misinterpretation
- This reduces the number of questions to your numbers
- This reduces time to understand the data
- Resources can be invested elsewhere

Integration

- PowerPoint
- Outlook
- Portals
- API Available

Oracle BI

ORACLE Advanced Analytics

Search All

Advanced Help Sign Out

cubus & OBIEE Integration Home Catalog Favorites Dashboards New Open Signed In As EVOBIUser

EV im Oracle BI EV als Fullscreen Dashboard mit Action Link

Auswahl

* Jahr
Jahr 2016

* Vertriebsregionen
Vertrieb

* EV View
Adhoc

Trellis-Chart

	Colours	Wallpapers	Carpets	Tools
Craftsmen				
Purchasing Association				
Internet				
Building center				

■ Umsatz — Menge

cubus EV Integration

TS : Year 2016 FY : Qtr. 1

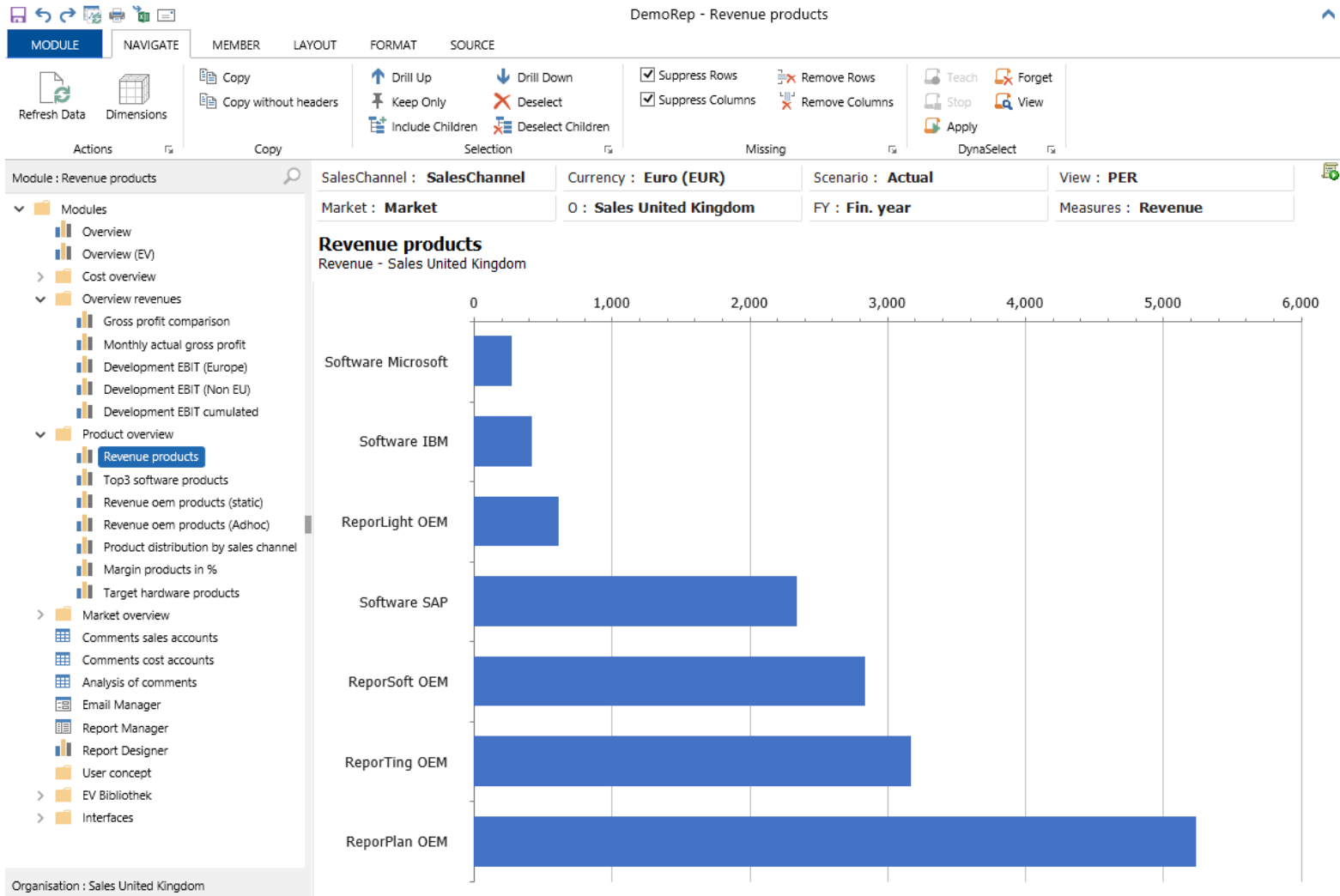
Market : Customers Measures : Gross turnover

Actual vs. Budget
South

	Actual	Budget	Actual to Budget
Wallpapers	3.808.002	2.618.152	
Tools	85.316	68.583	
Carpets	792.620	545.120	
Product	10.061.133	8.152.447	

cubus outperform EV Analytics

outperform PM



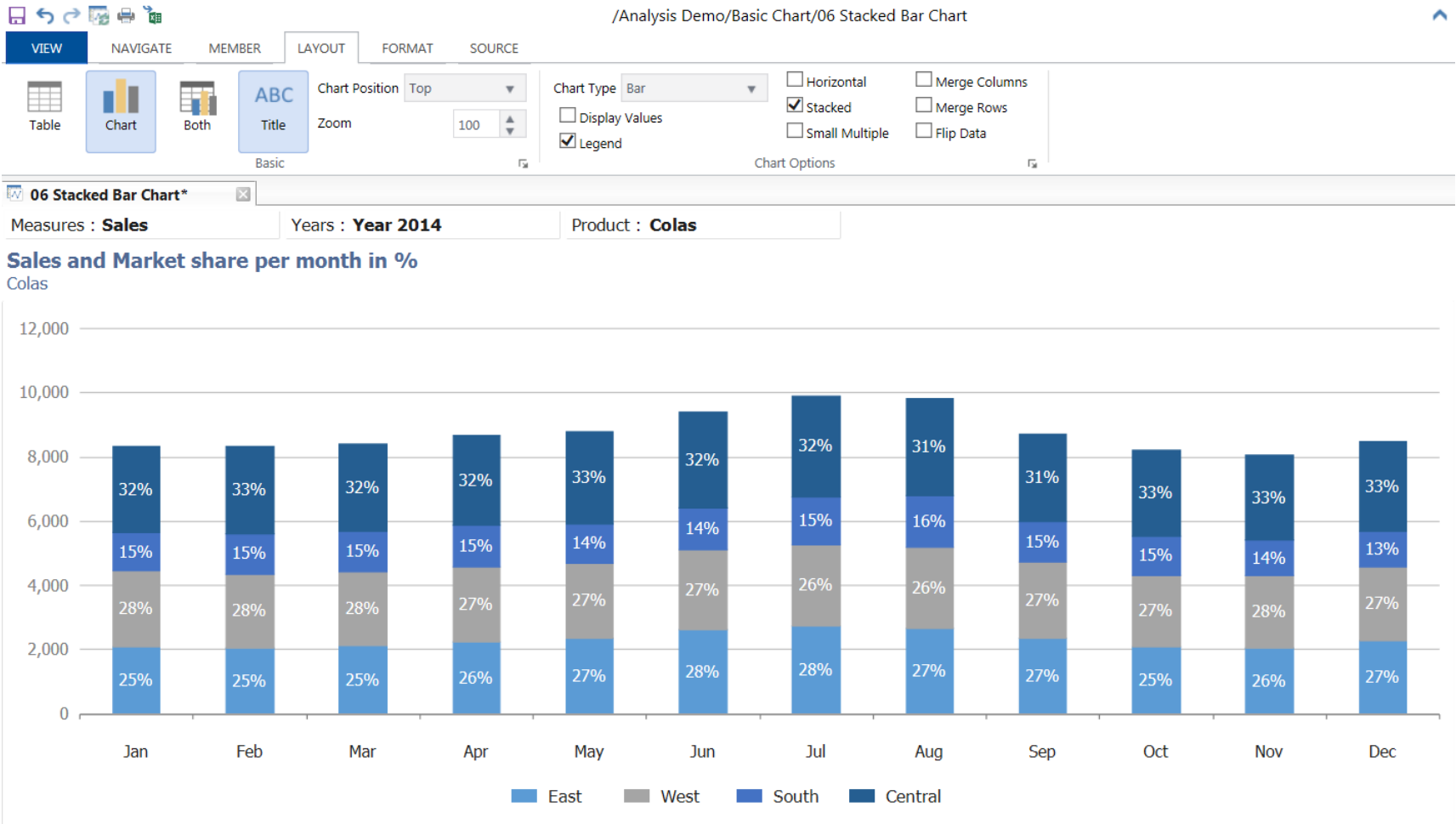
Essbase Specific Functionality

- Attribute Dimensions
- Dynamic Time Series
- Substitution Variables
- Data Entry
- UDA
- Calculation Scripts
- Personalised Outlines

Try it for yourself

- Free 30 day trial version
- Try our support team
- www.cubus-ev.com

Questions



Hyperion Focus 17

Thank you

